

Technical Data

➤ Product Description

Nelson Firestop Sealant (CLK™) is a family of one part silicone flexible sealants, used to protect from the spread of fire, smoke, gases and water. It is designed for applications of through stop penetrations and in construction joints. It is offered in two forms, a non-sag caulk which can be troweled and a self-leveling grade suited for floor applications.

➤ Application

CLK™ sealant is ideal for simple penetrations such as around metallic pipes or conduits and for floor to wall, floor-to-floor and head of wall applications. Maintains the integrity of fire-rated construction. The sealant is flexible and designed for use in fire-rated control and isolation joints where joint expansion and contraction or vibration can occur.

➤ Availability

AA529 –Non/Sag – 10.3 oz Tube 18.5 in³ (304ml) 12/Ctn
AA596 –Non/Sag – 30 oz Tube 54 in³ (883ml) 10/Ctn
AA542 - Non/Sag - 2 Gallon Pail 462 in³ (7.6L)
AA492 - Non/Sag - 5 Gallon Pail 1155 in³ (19.0L)
AA539 -Self Leveling -10.3 oz Tube 18.5 in³ (304ml) 12/Ctn
AA552 - Self Leveling - 5 Gallon Pail 1155 in³ (19.0L)

➤ Approvals

Underwriters Laboratories Inc. Fill, Void or Cavity Material (XHHW) ULC, FM, USN and United States Coast Guard

- 164.138/3/0
- 164.138/2/0

ABS

- 02-HS261620B-1-PDA

City of New York, New York, Department of Buildings

- MEA 135-00-M
- MEA 236-87-M Vol. 2

➤ Features

- Up to 4 Hour rating
- Elastomeric (Flexible Cure)
- Silicone Based
- Water Resistant
- Acoustically Tested – Reduces noise transmission

➤ Physical Properties

- Color.....Brick Red
- Weight.....10.75 lbs./ gal.
- Consistency.....Thixotropic
- Application Temp...40°F (4°C) to 90°F (32°C)
- Service Temp.....0°F (-18°C) to 110°F (43°C)
- Cure Time.....Less than 2 weeks for 1/2" thickness
- Hazardous Ingredients.....None
- STC Rating.....52

➤ Test Compliance

- ASTM E 84 Non-Sag
Flame spread.....5
Smoke developed.....40
Self-Leveling
Flame spread.....5
Smoke developed.....35
- ASTM E90 Standard Test Method for Laboratory Measurement of Airborne Sound Transmission Loss of Building Partitions and Elements
- ASTM E814 and UL1479 Test method for through stop fire penetrations.
- ASTM E1966 and UL2079 Test method for fire resistance of building joint systems.

➤ Testing Data

For specific test criteria, refer to the UL Fire Resistance Directory.

➤ Storage & Handling

Nelson CLK™ should be stored at temperatures between 40°F (4°C) and 90°F (32°C). Protect from freezing. Expected shelf life is one year from date of shipment.

➤ Related References

Underwriters Laboratories Inc. "Fire Resistance Directory". Application details are available in AutoCAD® format on request.

➤ INSTALLATION INSTRUCTIONS

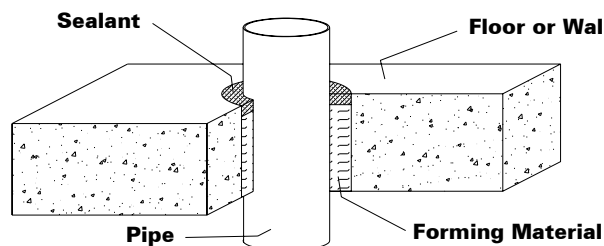
GENERAL: Areas to be protected must be clean and free of oil, loose dirt or rust. Installation temperatures must be between 40°F (4°C) and 90°F (32°C). Allow a cure time of less than 2 weeks for a 1/2" thickness.

APPLICATION SYSTEM SELECTION: Selection of an appropriate firestop application system design is critical to the fire protection process. Please consult the Nelson Firestop directory and application guide as well as the UL® Fire Resistance Directory for additional information.

FORMING: Some installations may require forming as either an integral part of the system or as an option to facilitate installation. In systems where forming is required, mineral wool batts with a minimum nominal density of 4PCF are generally required. Cut forming material oversized to allow for tight packing. Position forming material to allow for the proper depth of fill material.

FILL MATERIAL: Nelson Firestop CLK™ may be installed by caulking gun or from bulk containers using a bulk loading caulk gun, or by manually trowelling using a mason's trowel or putty knife. For larger applications it can be pumped directly from the pail. Nelson CLK™ S/L (Self-Leveling) is fluid and can be poured into place in floor applications. Insure that the sealant makes complete contact with the inside surface of the opening and also the surface of the penetrating item(s). Work sealant into all areas exercising care to eliminate voids or seams. The surface of the sealant can be smoothed using a putty knife or sponge dipped in water. Adding water to the sealant itself is not recommended. CLK™ cannot be painted.

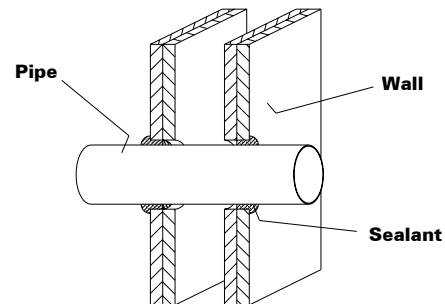
UL System No. C-AJ-1203 F Rating 2 Hr. T Rating 0 Hr.



- FLOOR or WALL ASSEMBLY - Min. 4-1/2" concrete floor or 5" wall or CMU block wall. Annular space is 1/2" to 1-1/2".
- METALLIC PIPE or CONDUIT - Max. 24" diam. steel or 4" copper
- FORMING MATERIAL - Tightly pack min. 4pcf, mineral wool batt insulation
- NELSON CLK SEALANT - Min. 1/2" depth

DWG NO. **FS-0145 R4**

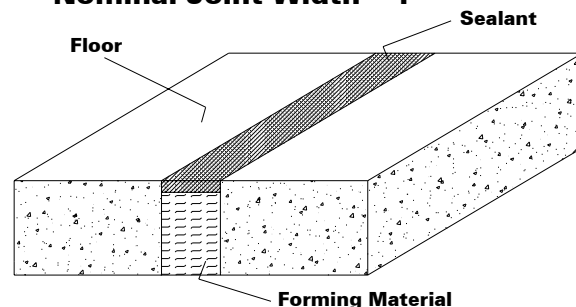
UL System No. W-L-1030 F Rating 1 or 2 Hr. T Rating 0 Hr.



- WALL ASSEMBLY - Constructed in the manner specified in the U300 or U400 series design. The max. opening diameter is 5". The nom annular space is 1/4".
- METALLIC PIPE or CONDUIT - Max. 4" steel, EMT or RMC
- NELSON CLK SEALANT - Min. 5/8" depth

DWG NO. **FS-0095 R3**

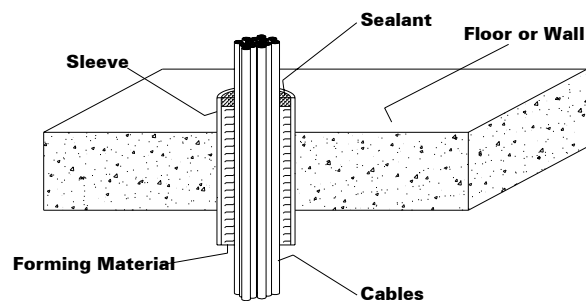
UL System No. FF-S-1011 F Rating 4 Hr. Nominal Joint Width - 4"



- FLOOR ASSEMBLY - Min. 5-1/2" concrete floor
- FORMING MATERIAL - Min. 4pcf mineral wool batt insulation
- NELSON CLK SEALANT - Min. 1/2" depth

DWG NO. **FS-0119 R3**

UL System No. C-AJ-3094 F Rating 2 Hr. T Rating 1 Hr.



- FLOOR or WALL ASSEMBLY - Min. 4-1/2" concrete floor or 5" wall or CMU block wall.
- METALLIC SLEEVE - Max. nominal 6" steel sleeve and extends 2" beyond surfaces.
- CABLES - Max. 30% fill of 25pr. 24awg or smaller, PVC jacketed telecommunications cable.
- FORMING MATERIAL - Tightly pack min. 4pcf, mineral wool batt insulation
- NELSON CLK SEALANT - Min. 1/2" depth

DWG NO. **FS-0131 R2**

NELSON FIRESTOP PRODUCTS

P.O. Box 726 Toll Free: 800-331-7325
Tulsa, OK 74101 www.nelsonfirestop.com

Direct: 918-627-5530
e-mail: info@nelsonfirestop.com

Fax: 918-627-2941